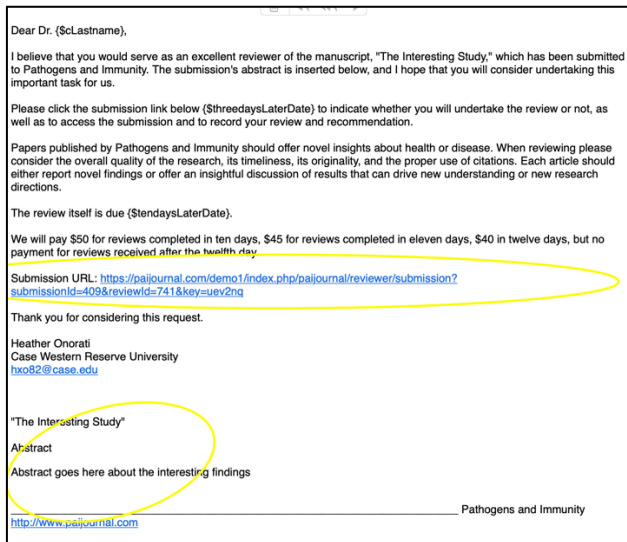


Reviewer Process

How to Receive Manuscript and Submit Review

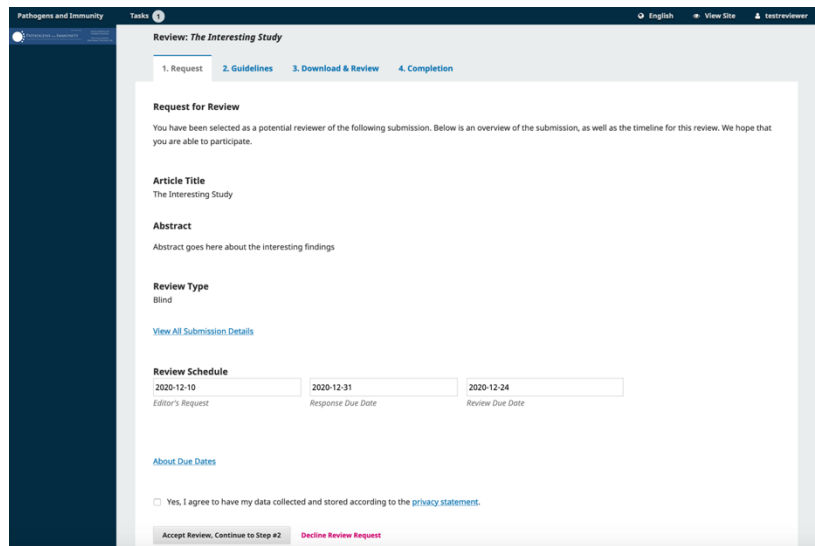
If you have reviewed for Pathogens and Immunity previously, you will receive a request to review a manuscript in an email that will contain a link to the submission, as well as the abstract of the article.



If you have never reviewed for the journal before, you may receive two emails:

1. An email alerting you that you have been registered as a reviewer
2. An email inviting you to review a manuscript that includes both a link to the manuscript and the abstract.

To accept or decline a review, click the Submission URL in your email and you'll be taken to the Reviewer home screen:



If you choose to accept, click the button at the bottom of the form that says Accept Review, Continue to Step #2

The screenshot shows a web interface for a review process. At the top, there's a header with 'Pathogens and Immunity', 'Tasks 1', and user information. Below the header, a progress bar shows four steps: '1. Request', '2. Guidelines', '3. Download & Review', and '4. Completion'. The main content area is titled 'Review: The Interesting Study' and contains the following sections:

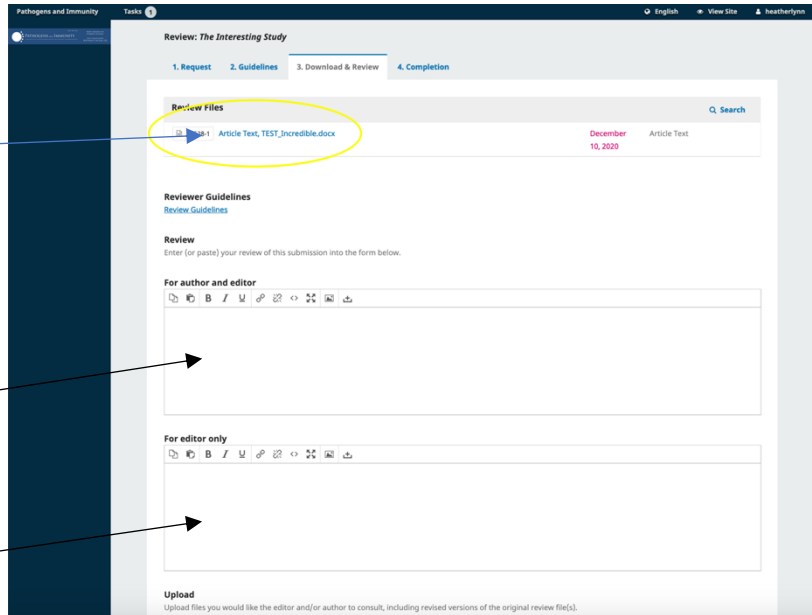
- Request for Review:** A message stating the user has been selected as a potential reviewer.
- Article Title:** 'The Interesting Study'
- Abstract:** 'Abstract goes here about the interesting findings'
- Review Type:** 'Blind'
- Review Schedule:** A table with three columns: 'Editor's Request' (2020-12-10), 'Response Due Date' (2020-12-31), and 'Review Due Date' (2020-12-24).
- Privacy Statement:** A checkbox labeled 'Yes, I agree to have my data collected and stored according to the privacy statement.'
- Buttons:** 'Accept Review, Continue to Step #2' (highlighted with a yellow circle) and 'Decline Review Request'.

You'll be asked to review the guidelines; then click **Continue to Step #3**

The screenshot shows the 'Reviewer Guidelines' page. The progress bar now highlights '3. Download & Review'. The main content area is titled 'Review: The Interesting Study' and contains the following sections:

- Reviewer Guidelines:** Text explaining the review process and criteria.
- Buttons:** 'Continue to Step #3' (highlighted with a black arrow) and 'Go Back'.

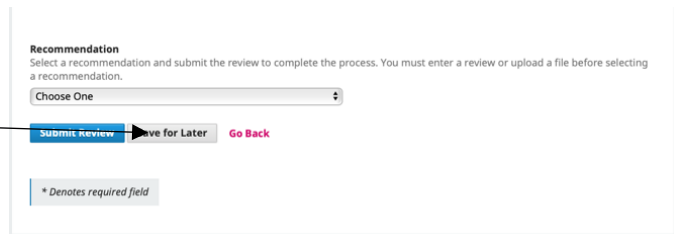
Now you can download the manuscript by clicking the title under “Review Files.”



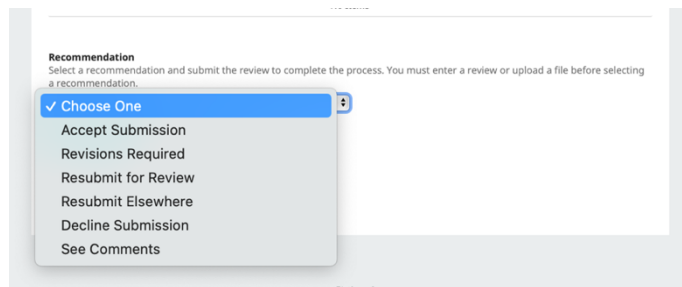
Once you have had read the manuscript and are ready to comment, place comments for the editor and author in the first block.

Add comments to the editor only (if necessary) in the second block.

If you need to pause while writing your comments, you can click Save for Later at the bottom of this screen.



When you're ready to submit your review and recommendation, choose a recommendation from the drop-down menu under "Recommendation" — below the comment boxes for editor and author.



Then select **Submit Review**

